

CBS

Colegio Bautista Shalom



English

4th. Grade

Unit 3

INDEX

Week I

Review past

Week II

Days of the week

Week III

Adjectives

Week IV

The clothing

Week V

What am I wearing?

Week VI

The time

Week VII

What are they doing?

Week VIII

Likes and dislikes

Worksheets



REVIEW THE PAST

WEEK I

Lesson 1

Warm up: Look the action and guess.

Common regular verbs:

Play-played	talk-talked	try-tried	want-wanted
Jump-jumped	dance-danced	cry-cried	paint-painted
Watch -watched	cook-cooked	help-helped	walk-walked
Wash-washed	start-started	work-worked	clean-cleaned

Common irregular verbs:

Begin-began	drive-drove	speak-spoke	give-gave
Break-broke	have-had	come-came	write-wrote
drink-drank	sleep-slept	find-found	run-ran
go-went	buy-bought	meet-met	write-wrote
see-saw	Eat- ate	take-took	swim-swam
read-read	make-made	do-did	say-said



READING COMPREHENSION

Once upon a time there lived in a certain village a little country girl, the prettiest creature who was ever seen. Her mother was excessively fond of her; and her grandmother doted on her still more. This good woman had a little red riding hood made for her. It suited the girl so extremely well that everybody called her Little Red Riding Hood. One day her mother, having made some cakes, said to her, "Go, my dear, and see how your grandmother is doing, for I hear she has been very ill. Take her a cake, and this little pot of butter." Little Red Riding Hood set out immediately to go to her grandmother, who lived in another village. As she was going through the wood, she met with a wolf, who had a very great mind to eat her up, but he dared not, because of some woodcutters working nearby in the forest. He asked her where she was going. The poor child, who did not know that it was dangerous to stay and talk to a wolf, said to him, "I am going to see my grandmother and carry her a cake and a little pot of butter from my mother." "Does she live far off?" said the wolf. "Oh I say," answered Little Red Riding Hood; "it is beyond that mill you see there, at the first house in the village." "Well," said the wolf, "and I'll go and see her too. I'll go this way and go you that, and we shall see who will be there first." The wolf ran as fast as he could, taking the shortest path, and the little girl took a roundabout way, entertaining herself by gathering nuts, running after butterflies, and gathering bouquets of little flowers. It was not long before the wolf arrived at the old woman's house. He knocked at the door: tap, tap. "Who's there?" "Your grandchild, Little Red Riding Hood," replied the wolf, counterfeiting her voice; "who has brought you a cake and a little pot of butter sent you by mother." The good grandmother, who was in bed, because she was somewhat ill, cried out, "Pull the bobbin, and the latch will go up." The wolf pulled the bobbin, and the door opened, and then he immediately fell upon the good woman and ate her up in a moment,

for it been more than three days since he had eaten. He then shut the door and got into the grandmother's bed, expecting Little Red Riding Hood, who came some time afterwards and knocked at the door: tap, tap.

"Who's there?"

Little Red Riding Hood, hearing the big voice of the wolf, was at first afraid; but believing her grandmother had a cold and was hoarse, answered, "It is your grandchild Little Red Riding Hood, who has brought you a cake and a little pot of butter mother sends you."

The wolf cried out to her, softening his voice as much as he could, "Pull the bobbin, and the latch will go up." Little Red Riding Hood pulled the bobbin, and the door opened.

The wolf, seeing her come in, said to her, hiding himself under the bedclothes, "Put the cake and the little pot of butter upon the stool, and come get into bed with me."

Little Red Riding Hood took off her clothes and got into bed. She was greatly amazed to see how her grandmother looked in her nightclothes, and said to her, "Grandmother, what big arms you have!"

"All the better to hug you with, my dear."

"Grandmother, what big legs you have!"

"All the better to run with, my child."

"Grandmother, what big ears you have!"

"All the better to hear with, my child."

"Grandmother, what big eyes you have!"

"All the better to see with, my child."

"Grandmother, what big teeth you have got!"

"All the better to eat you up with."

And, saying these words, this wicked wolf fell upon Little Red Riding Hood, and ate her all up.

Activity # 1


Read the story in pairs. Comment about what is the name from the story.

Activity # 2

Underline the regular and irregular verbs from the story.

Activity #3

Draw How did you imagine to the principal character.




Evaluation: Play the hot potato.

Homework: Traer tu diccionario.

What I did?

Remember the rules:

Affirmative	Negative	Question
I / You / We / They Slept	I/ you/We/They Didn't sleep.	I/ you / We / They Did sleep?
He / She / It	He / She/ It	He / she / it

Sunday	Monday	Tuesday	wednesday	Thrusday	Friday	Saturday
						

Examples:

On Sunday I went to the church.
On Monday I played the piano.
On Tuesday I cooked for my family.
On Wednesday I watched TV.
On thrusday I read a book.
On Friday I practiced ballet.
And on Saturday I cleaned my bedromm.



Activity # 1

Instructions: Read the following text try to read fast.

Last week seven days,
See how many you can say,
Sunday, Monday, Tuesday, Wednesday,
Thursday, Friday and Saturday.

Activity # 2

Instructions: Draw and write what you did last Sunday.



SEVEN DAYS



What day is today? Today is Monday (Tuesday, Wednesday, Thursday, Friday Saturday or Sunday)

Activity # 1

Underline the days of the week and read.



The Adjectives to describe people



Tip: An adjectives describe a noun.

My boss is ugly, fat tall
and old.

He is my boss,
He is kind, creative,smart
,friendly, funny and good boss.



Adjectives personality : Kind, creative, shy,cheerful,smart, friendly,funny and good.
Adjectives apperance: Tall,short, old, young,pretty,ugly,fat,thin.



Examples: My uncle is cheerful,smart and good.

My best friend is shy, funny and creative.

My mom is creative, friendly and kind.

I am smart, good, funny and creative.

Activity #1

Draw and describe one person special for you.



Describing people

Lesson 8

Warm up: order letter in groups.



Examples:

We are little group. They are my friends.

Betzi is short, thin and young.

Linda is tall and pretty. I am Joshua .

I am tall and thin.

Activity # 1

They are my friends. Allan is tall,thin and young,Susan is short,fat and old. Joshua is ugly,thin and short.

Activity # 2

Choose one child and describe her/ him.



1

2

3

4

5

6

The clothing

Lesson 6

Warm up: Play Simon says.



Examples:

I am wearing a black t-shirt, blue cap, a red pair of jeans and brown pair of shoes.

I am wearing a Pink and purple dress, green socks and orange pair of shoes.

Tips: Write before the color and after the noun.

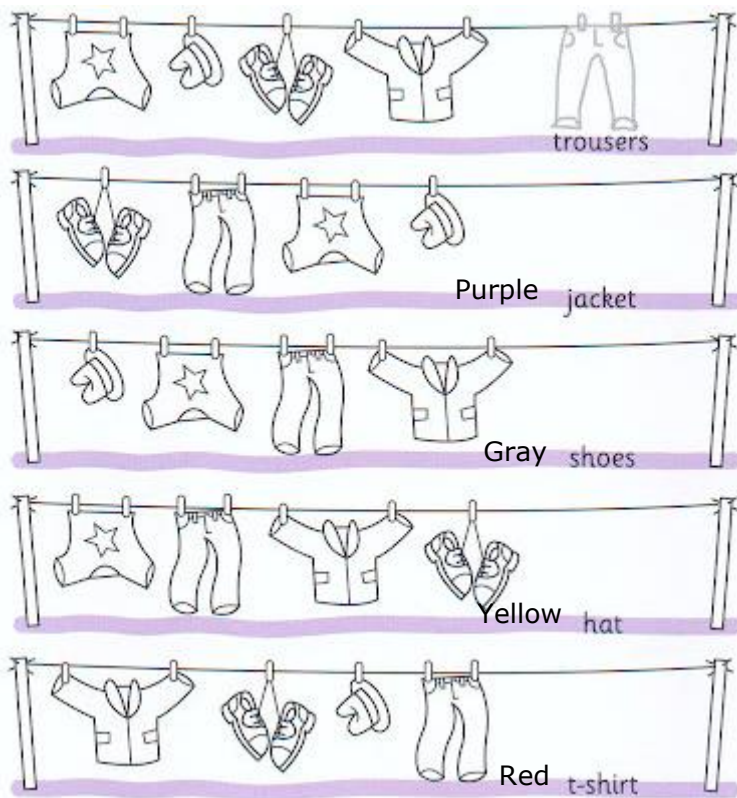
Activity 1

Color boy and girl, change the colors and describe them.



Activity # 2

Draw and color the missing clothes.



Activity# 2

Instructions: Color and describe the clothes.



What time is it?

Remember:

Affirmative			Negative		
I	am		I	am not	
You/we/they	are	sleeping.	You/we/they	aren't	sleeping.
He/she/ it	is		He/she/it	isn't	

The present continuous tense is used for actions happening right now.

Structure: Be + verb with ing.



It is seven o'clock.



It is half past two.



It is quarter past four.



It is quarter to one.

Examples: What time is the recess ? Half past eight.




What are they doing?
They are playing.
He is playing soccer.
Shes is jumping the rope.
They are running.



Activity # 1


Instructions: Read the following text and underline the time do the clocks .

Today I have to go to the school.
I am getting up at five o'clock and then at half past five
I am taking a shower. Its quarter to six its time to having a breakfast.
Its quarter past to six its time to going to school.




Activity # 3

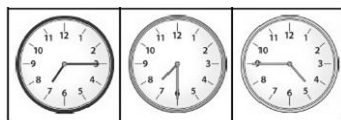
Instructions: Circle the correct clock, read the sentences.




They are living the school at quarter past to twelve



They are running at seven oclock.







She is brusing her teeth at half past eight.



He is washing his hands at quarter to eight.

LIKES AND DISLIKE

You can use in setences:

I You We they	Like Don't like.....  	He She It	Like Doesn't like.....  
------------------------	---	-----------------	---

Question	Answer	Answer
Do I/ you/ we/ they like ...?	Yes, I/ you/ we/they like	No, I/you/we/they don't like
Does He/ she/ it like ...?	Yes, He/ she/it likes	No, He/she/it doesn't like

Junk Food
Hamburger French fries Pizza Chips

Healthy food
Milk Cereal Vegetables Fruits

TV Programs
Cartoons Sports Game shows Movies

Clothing
Jeans Dress Skirt T-shirt

Hello Peter Do
You like the
junk food?

Hi No I don't like the
Hamburger, pizza,
and chips.

I like the healthy food.
I like the carrots
tomato and grapes.



Activity 2
Answer the questions.

Do you like the vegetables? _____.

Do you like the hamburgers? _____.

Do you like the game shows? _____.

Do you like jeans? _____.

Activity # 3
Write what things do you like and you don't like.


I like

Junk food	Health food	fruits

I don't like.....

Clothing	Tv program	Fruits

LISKES AND DISLIKES



I like my blue jeans, my yellow blouse
And my white pair of shoes.



I don't like my yellow t-shirt and
I don't like my blue jeans and my brown shoes

Activity # 1
Draw your clothing.

I like this clothing


I don't like this clothing

Activity # 2
Listen and complete with like or don't / doesn't like how corresponding.

1. She _____ wearing dresses.
2. you _____ wearing jeans.
3. He _____ wearing shirts.
4. I _____ wearing shirts.
5. They _____ wearing hat.

Worksheet

Instructions: Mira tu programa favorito , dibuja al personaje principal y describe su vestuario.



Worksheet

Instructions: Escribe una pequeña conversación usando likes and don't/ doesn't like.

MENU



BIBLIOGRAFÍA

Libro de Santillana Friends Primary 4 Edición 2008

.kidslearningstation.com

Inglés para niños.Wikispace.com

Free-for-kids.com

Tx.english-ch.com

Colorearyaprender.com

<http://www.speakenglish.co.uk/>

<http://tx.english-ch.com/>

<http://esl.about.com/>

marigloriaquintas.blogspot.com

www.steelgrillrestaurant.com

www.freepik.es

www.picgifs.com

luce25.blogspot.com

Worksheets.com

Imágenes y frases.com

Imágenes pal facebook

Bordes y marcos escolares

Plusgoogle.com

aprenentaserministra.blogspot.com

Galeria de dibujos

Imagui.com

Imágenes y dibujos para imprimir

Dibujos y dibujos.com

Rhymes for kids

Kids zone